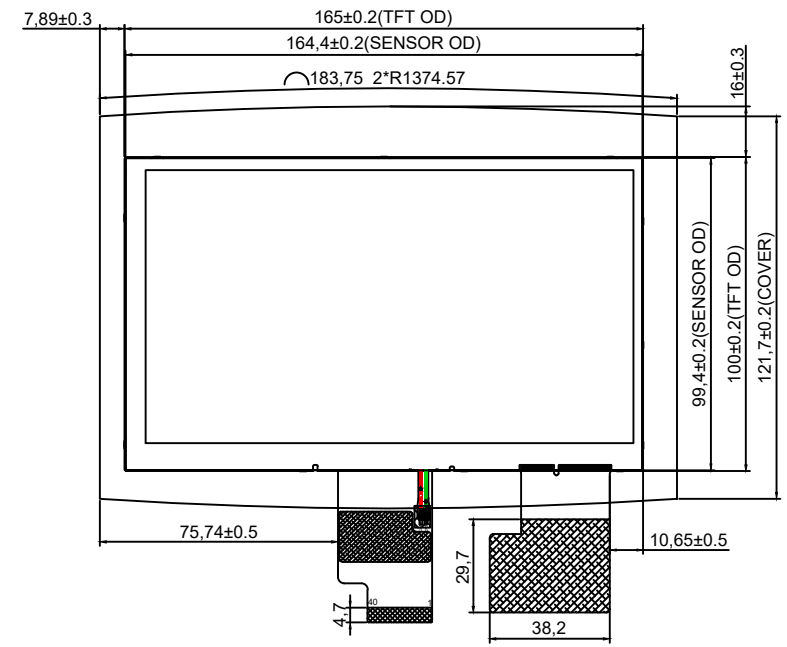
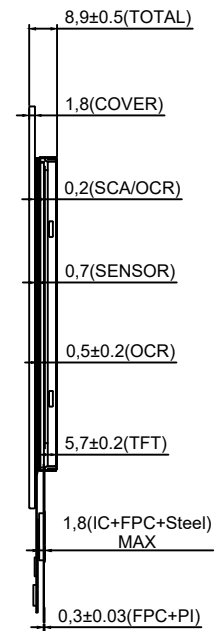
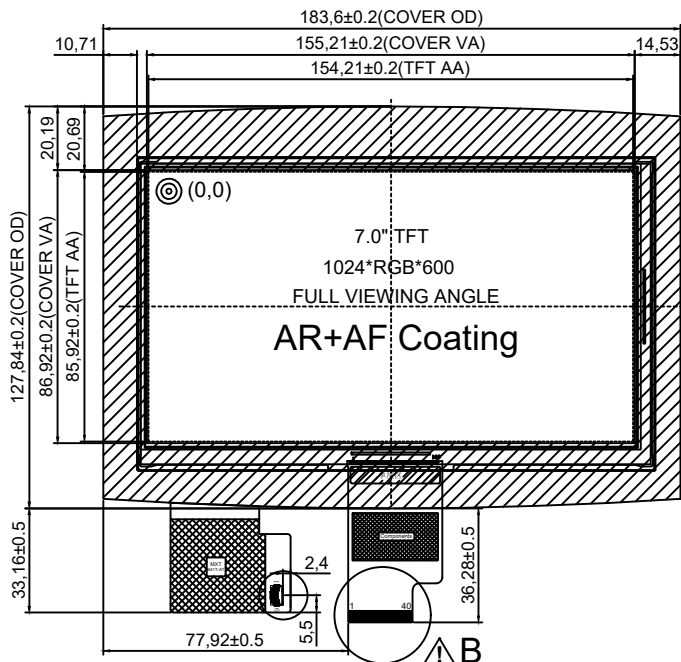


No ROHS hazardous material

Ordinal	Modify content description	Cartographer	Date of change
▲			
▲			

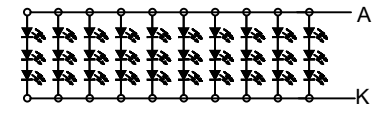


▲ A

▲ B

BLACK:RAL9005

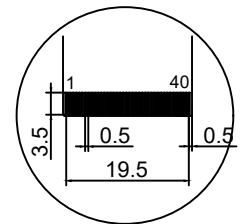
TFT:HX070NI-40L07



LED CIRCUIT DIAGRAM  
VF=8.4~10.2V IF=350mA  
Brightness:850cd/m<sup>2</sup>(MIN),1000cd/m<sup>2</sup>(TYP)

▲ A

Connector model:  
FH34SRJ-06S-05SH



DETAIL "B"  
2:1

Front view

Side view

Back view

IIC	PIN:
1	VDD
2	INT
3	SCL
4	SDA
5	GND
6	RESET

TP Technical Parameters			
1. Interfaces:	I2C(TP) LVDS(TFT)	7. Humidity range:	45~85%RH
2. Structure :	G+G+TFT (Optical Bonding)	8. Transmittance:	≥85%
3. IC solutions:	MXT641T-AT	9. Surface hardness:	≥6H (AR+AF Coating)
4. Impact resistance:	30.0ΦDIA. SteelBall /132g/height=60cm/1 time	10. Operate :	-30℃~+80℃, ≤85%RH
5. Touch points:	10 points	11. Storage :	-30℃~+80℃, ≤85%RH
6. Power supply:	3.3V	12. Unmarked dimension tolerance as ±0.3	

TFT-LCM:HX070NI-40L07 PIN:													
1	2	3	4	5	6	7	8	9	10	11	12	13	14
NC	VCC	VCC	NC	RESET	STBYB	GND	RXIN-	RXIN+	GND	RXIN-	RXIN+	GND	RXIN2-
15	16	17	18	19	20	21	22	23	24	25	26	27	28
RXIN2+	GND	RXCLKIN-	RXCLKIN+	GND	RXIN3-	RXIN3+	GND	NC	NC	GND	NC	NC	SELB
29	30	31	32	33	34	35	36	37	38	39	40		
NC	GND	LED-	LED-	L/R	U/D	NC	NC	NC	NC	LED+	LED+		

杭州宏桌科技有限公司  
Grahowlet Technology CO., Ltd

Model	HX0701840			view direction		Unit	MM
Version	V1.0	Designer	LUO	Date	2021-02-03	Edition	A1
Customer	Approved		Date		Proportion	1:1	